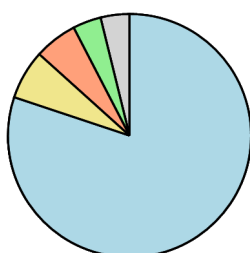


Geographical Investor Breakdown Company V's General Financial & FTSE 250

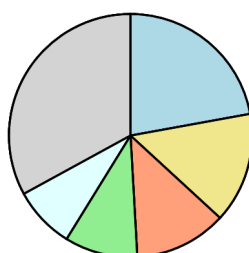
Europe

London Stock Exchange Plc



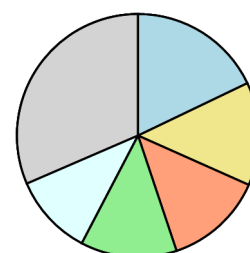
- 11.48 % Italy
- 0.94 % Netherlands
- 0.82 % France
- 0.54 % Luxembourg
- 0.55 % Others

General Financial



- 1.37 % France
- 0.91 % Channel Islands
- 0.76 % Ireland
- 0.60 % Switzerland
- 0.51 % Germany
- 2.04 % Others

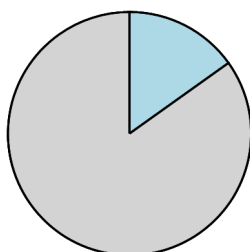
FTSE 250



- 0.99 % Switzerland
- 0.76 % France
- 0.73 % Norway
- 0.71 % Luxembourg
- 0.60 % Germany
- 1.74 % Others

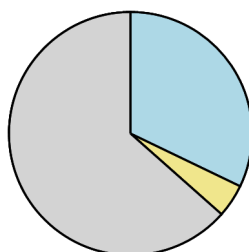
North America - Canada - Rest of the World

London Stock Exchange Plc



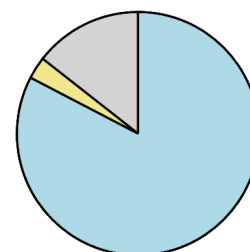
- 6.48 % United States
- 36.34 % Rest of World

General Financial



- 2.77 % United States
- 0.38 % Canada
- 5.47 % Rest of World

FTSE 250



- 8.41 % United States
- 0.30 % Canada
- 1.47 % Rest of World